



Quilting Times

Join us!!

Tar River Piecemakers Quilting Guild
Meets at 9:30 the second Saturday of every month at
the Arts Centre at the Imperial Centre for Arts &
Sciences 270 Gay Street, Rocky Mount, NC. 27804

From The Leadership Team!

Hello Fellow Quilters!!!

So great that we were able to meet in person last month!!! I heard there was a lot of sewntell!!!... Hope you saved some for this month also. You guys are so productive, it is inspiring. I can't wait to see what you bring this month.

We do not have a lot planned this month other than elections. The ladies have worked hard to fill the places that we need to. I want to thank all of you that have stepped forward and accepted this challenge. It is work but when you have a great group of others to help it does make the work easier and more enjoyable... And the ladies that are staying, thank you so much!!! I know that we will get back in the swing of things as more meetings are planned.

September is our birthday month. I hope to work with the new ladies to try and plan a fun day... hopefully with some food!! Lol I am sure they have been thinking of new things to do, hopefully get a couple teachers in... what fun to actually being able to plan something!!!!...

So I have to apologize for not being there last month. Having some health issues, breathing being one of them. Right now a mask and I do not get along. I will do my best this next month to keep it on but you may see me disappear to remove and catch my breath during the meeting. I feel like I am still in quarantine as places still require them. It will pass. I know lots of us have had our issues so mine is nothing new but I did want to explain why not at our first meeting back..... I surely do miss you guys.

Okay enough of that.. Can't wait to see you guys. Keep on sewing and making those projects. Christmas is just around the corner... hahahaha.....

Martha Cianos

Our Next Meeting

**Saturday, August 14, 2021
10:00 AM**

At the ARTS CENTER

MASKS ARE REQUIRED

Wear Your Name Tag

Bring Show & Tell

Return Borrowed Library Books

Bring Finished Fat Quarter Challenge

Bring Finished Friendship Star Block

Tar River Piecemakers Quilting Guild Meeting Minutes 07-10-2021

Vickie Wallace called the TRPQG meeting to order at 10:13 am and welcomed everyone back live at the Imperial Art Center. She wished Happy Birthday to all with a birthday in July.

A motion to approve the Meeting Minutes and Treasurer's Report for June was made by Nancy Knapp and seconded by Linda Baggett. The motion passed.

Committee Reports:

Charity Outreach: Beverly Couch was here today to accept any donations and will give them to Pat. All charities are accepting donations. 15 Chemo Caps are needed every month. There are samples at the front table. There are also labels available. Tell Beverly what you made and who it goes to.

Membership: Jinx Abernathy – Five new members have joined since January and Mary, a potential new member, was visiting this meeting.

Library: Martha Blount/Maryann Rettino – Martha is doing Book Reviews of books owned by members since our library has been unavailable.

Webpage: - Frankie Powell

Newsletter/Facebook: Jennie Wright – Jennie asked that all members who do quilting or embroidery for others to send their information to her so she can put it in a section of the newsletter.

Sunshine and Shadows: Ramona Orzell – Barbara Wallace's husband Bill passed away very recently. Carolyn Evans is in the hospital.

Bee Keeper: Pam Smith – There are 5 Bees and approximately 30 active members in the Bees. The 4th Saturday of the Month Bee will start in the fall, maybe noon to 6 pm.

Hospitality: No news.

Old/New Business:

The Friendship Star and Fabric Exchange – Give them to Vickie today and she will give them to Martha Cianos. If there are any more, give them to Martha next month.

Elections: One more member is needed to staff the Leadership Team. Rosalyn Ryers and Beverly Couch will be on the roster for the Treasurer's position. Members will vote in August and those elected will assume responsibilities in September.

Program:

We played some games – a name game and a dice game using charm squares.

We had Sew & Tell – all who had projects were given red raffle tickets to add to attendance tickets. There were multiple winners for the ticket drawings.

Next meeting will be August 14th, 2021.

Meeting adjourned at 11:50 am.

Respectfully submitted,

Jean Doyle, Secretary



A Big TRPQG Thank You

- * **Beverly Couch, Lisa Clark, Debbie Nivison, and Rosalyn Ryers** for accepting nominations for guild officers
- * **Harvey Sopher** for mailing the newsletters, & the amazing pictures from our July meeting.
- * **Everyone who is home sewing for charity**
- * **The Queen Bees** who are helping their members stay connected.
- * **The Leadership Team** for doing everything possible to keep us together during the restrictions
- * **For your understanding and patience** while we find new ways to stay connected.
- * **Paula Loges** for helping us keep in touch until we were able to once again meet in person.

Slate of Nominations for the 2021-2022

Tar River Piecemakers Quilting Guild

Leadership:

Lisa Clark

Debbie Nivison

Treasurer:

Rosalyn Ryers

Beverly Couch

Nominations will be accepted from the floor.

The nominations are published in July, voted on in August, installed in September and assumes the duties in October as stated in the By-Laws.

We still need to have 1-2 people on the Leadership Team,

The Nominating Committee,

Ramona Orzell

Sara Wade

Linda Baggett

TRPQG RECIPIES

FRESH FRUIT DIP (Appetizer)

8 oz. cream cheese, softened
½ c. sour cream
1 T. frozen orange juice concentrate
1 c. confectioners' sugar

Mix all ingredients until fully incorporated. Dip your favorite fruit and enjoy.

Linda P. Baggett



PLEASE CONSIDER BEING A GREETER

Greeters are needed for the 2021 - 2022 TRPQG Guild year!

Just imagine how much fun it will be to be the first to see all the smiling faces and welcome them to our meetings.

Sign up at the membership table or Contact Jinx at jinxabby@writeme.com

Tips, Tricks & Techniques



How to Make Lori Holt's

Quilt Block Design Board -

Fat Quarter Shop

<https://youtu.be/1nSZtoionpA>

BOOK REVIEW

August 2021

This month I am reviewing a book that belongs to Vickie Wallace. It is a treasury of hints and tips for quilters. The book is Heartspun Quilts by Pam Buda. It is available to purchase on her website, www.HeartspunQuilts.com. I have enjoyed looking at her many tips. She says starch is one of quilting's best kept secrets. She says starching does not cause bugs to get into your fabric. She thinks there may have been a problem when ladies used Argo cornstarch, but with today's products (she recommends Sta-Flo starch) you should have no problem. Surprisingly, she says if you don't starch your fabric before you cut it, don't starch it. Starch may cause the fabric to shrink a bit. Therefore it should be done before you cut the fabric. After it has been starched, you may use Best Spray if it needs to be pressed again.

Ms. Buda also recommends ways to achieve an accurate 1/4". She suggests either a 1/4" foot or the Sew Straight Guide by Quilt in a Day. She has a section on how to press. Pressing is often the cause of blocks not being square. I learned that when directions say "press to the dark," that means the "press to" fabric should be on the top, not next to the ironing board. She discusses ways to make and press a four-patch block, half square triangles, quarter square triangles, and flying geese. She gives you the math formula you need to make all of these blocks.

I enjoyed looking through the book and would recommend it as a reference for all quilters and particularly helpful for new quilters.

Your librarians,
Martha Blount
Maryann Rettino



**7076 Ramsey St./HWY 401
Fayetteville, NC 28311
(910) 630-3912 Mon– Sat 9 am–5 pm
<https://www.lovingstitches.net>**

BERNINA Freedom Sale!

Now thru August 31st
Great Savings on most models & Free Gifts with Purchase!
0% Interest financing for 60 months till August 17th!



**ORIGINAL
Sewing & Quilt
EXPO**

Come see us in Raleigh!

August 5th-7th Booth #604

We'll have Bernina Longarms for you to
see & test drive.

Take advantage of our Freedom Sale, 0%
financing, and our Show Specials!

Buy your longarm from a dealer with over
17 years of longarm experience.



Do you own a Bernina 770?

Ask us about upgrading your 770
to a Plus model.

Gain new, amazing sewing, quilt-
ing & embroidery
features on your machine!

made to create **BERNINA**

MEMBERS' MINUTE for AUGUST 2021 NEWSLETTER

STATISTICS: As of July 10, 2021:

80 Total Members; 69 Regular Members; 7 Founding Members;
2 Junior Members; 2 Honorary Members.

FYI: TRPQG ByLaws, Revised as of September 2017: **ARTICLE III – MEMBERSHIP:**

Membership shall be open to any individual 16 years or older, interested in the promotion of quilting as an art form. A person shall become a member of the guild upon payment of the annual dues. Persons interested in the activities of the guild are invited to attend general meetings and bees, and will be asked to join the guild after two visits. Family members of current members, between the ages of 8-16 may be honorary (*non-voting*) junior guild members while in attendance with parental or legal guardian supervision during guild meetings and events.

It's time to renew your membership in the Tar River Piecemakers Quilting Guild (TRPQG) for the 2021-2022 year. You do *NOT* need to fill out a new Membership Form, but you *DO* need to alert the Membership Committee if you have any changes: *new address, phone number, email, Bee, requests to serve the Guild, etc.*

Membership Dues are FREE to Founding Members, Honorary Members & Junior Members (*ages 8-16*). All other Dues are still **ONLY** \$20.00 annually. ***Membership Dues for September 2021 thru August 2022 are due NOT LATER THAN Saturday, September 11, 2021.*** Make checks, payable to: TRPQG & send them to TRPQG Membership, P.O. Box 7041, Rocky Mount, NC, 27804 - OR - bring your check or cash to a meeting on the 2nd Saturday of each month. Anyone who has **NOT** renewed their membership by September 11, 2021, will automatically be dropped from the Membership Roll.

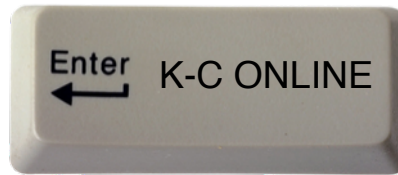
MEMBERSHIP DIRECTORY INFORMATION: Someone will be available at meetings, to take photos of anyone wishing to update their Membership Directory photo. Please contact Harvey Sopher, hes3709@hotmail.com. ***The deadline for submissions to the 2021-2022 Membership Directory is our Guild meeting on Saturday, September 11, 2021.*** If we can help in any way, please contact the Membership Committee, Jinx Abernathy, JinxAbby@WriteMe.com, or Amanda Jackson, NissasMother@Yahoo.com.



Hi quilters, We had two challenges going on during the pandemic:

- 1. Make a friendship star. Will decide what to do with them when we see how many we get. Please bring in your stars.**
- 2. Out last meeting, 2/2020, there was a fat quarter exchange challenge. If you participated, please bring in your finished project.**

The Librarians would appreciate it if you would return any TRPQG library books that you may have checked out before the pandemic.



The Crafty Quilter <https://thecraftyquilter.com> Tutorials, Tips, Techniques, lots of great information

Pat Sloan <https://www.patsloan.com> Teaching quilters to create and have fun everyday.

Jinny Beyer <https://jinnybeyer.com>



Hello! It was so nice to see everyone at the meeting last month.

If you would like to participate in a bee please feel free to call one of the Queen Bees listed below. If you have a particular interest and would like to start a new Bee please bring your idea forward and we'll connect you with others piecers.

Happy Piecing!
Pam Smith 252-904-6063

Current Quilting Bees

Busy Bees	Imperial Art Centre on the 2nd Tuesday of each month @ 10 am Queen Bee is Sarah Wade
Cutting Corners	Braswell Library on the 3rd Friday of the month @ 10 am. Queen Bee is Ramona Orzell
Happy Hoopers	Meetings are via Zoom on 3rd Saturday Queen Bee is Frankie Powell
Rachel's Remnant	Meetings are held 6 pm on the 1st Thursday Queen Bee is Martha Cianos
Open Sewing	Open Sew Format @ the Imperial Art Center on the 4th Saturday of each month. This Bee will resume in Fall due to room availability.





SAVE THE DATES

TRPQG MEETINGS

August 14th Meeting - **Imperial Center**

September 11th Meeting - **Imperial Center**

Deadline for newsletter submissions is the 25th

EVENTS YOU MIGHT ENJOY

Original Sewing & Quilt Expo -

August 5, 6, & 7 - 2021

Raleigh Convention Center

All Carolina Shop Hop - October & November, 2021

NEW 2021 Shop Hop

Original Sewing & Quilt Expo -

September 30, October 1, & 2 - 2021

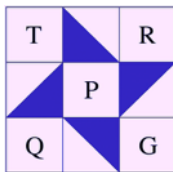
Fredericksburg, VA

Mid Atlantic Quilt Festival -

February 24 - 27 - 2022

Hampton, VA

Tar River Piecemakers
Quilting Guild



P.O. Box 7041 Rocky Mount NC 27804



TRPQG Official Charities

Patriotic quilts: Any size

Quilts for Christian Adoption Agency: any size

Please include a sample square from the quilt pattern which is given to the birth mother.

Isolette covers for Vidant Hospital: should be no larger than 36" x 36"

Quilts for Nash Hospital Nursery: They accept any size quilts they use to send the babies home. We will accept smaller blankets that are knitted or crocheted. We can always find someone who has a need.

Additional charities our TRPQG members support.

Oncology Department Quilts: can always use lap size quilts & Mug rugs for them.

Bereavement wraps: 12" x 12" or 15" x 15" (use pattern)

Mother's Hearts: (ask for pattern) used for preemies in neonatal departments.

Preemie Beanies: (knitted) ask for pattern or Google them

Comfort Bags: For Police department bags

Quarterly Challenges: To be announced



Sunshine & Shadow

Card sent to Carolyn Evans for encouragement.



We don't want you to go through it alone! If you have anyone you want Remembered, please email: Ramona Orzell at orzellrjo@suddenlink.net



The Broken Needle
Bunn
North Carolina

219 NC Hwy 98E Bunn, NC
919-497-0828 • www.thebrokenneedle.com

Regular Shop hours
Tuesday-Saturday 10 am til 5 pm

Janome authorized dealer and service center.

JANOME Fabric - Notions - Patterns - Kits - Classes

TASTE
Experience!



Clear Creek Quilting
LONG ARM QUILTING SERVICES

Jan Marie Potter

Bunn, NC
919-340-8989
contact@clearcreekquilting.com
clearcreekquilting.com



RUNNING
Stitches Carol Gates
QUILTING SERVICES

919 210-6451
carolegates@att.net

ATTENTION Machine Quilters

If you are a member of the TRPQG and you machine quilt for others please send your name, phone number and email address to Jennie@quiltchaos.com.

In future issues of the newsletter I will list your contact information so TRPQG members can contact you for their quilting needs.

QUILTOLGY – August 2021

“Walls of Jericho”

Courtesy Judy Anne Breneman and Charlotte Bull
The Fourth Block in the “Bible Quilt Blocks” Series

*“...and the people shouted with a great shout and the wall fell down flat”
“...by faith the walls of Jericho fell down.” Joshua 6:10-21 and Hebrews 11:30*

The Walls of Jericho were massive stone walls surrounding an ancient Neolithic settlement in Jericho, built about 8000 BCE. These walls, at least 13’ high & backed by a watchtower or “redoubt”, some 28’ tall, were intended to protect the settlement & its water supply from human intruders. Though weapons used for hunting had been in use for centuries, the walls of Jericho represent the earliest technology uncovered by archaeologists that can be ascribed unequivocally to purely military purposes. Jericho is thus one of the places providing evidence of very early agriculture. Evidence of cultivated types of wheat & barley have been found making it highly probable that, to provide enough land for cultivation, irrigation had also been invented.

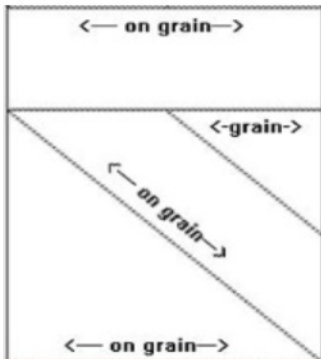
(Courtesy, John F. Guilmartin, Associate Professor of History, Ohio State University, Columbus.)



WALLS OF JERICHO - 12" BLOCK PATTERN:

There are several minor variations in this pattern, but all feature four flat triangles touching a small center square. Some feel there is a cross laid out or superimposed upon an area representing the city. Walls of Jericho Bible block is an easy block to make so it would be a good one for beginners to start with. It is however, important to follow grain instructions when possible.

To make templates for this block, draw the 12" block on a piece of paper, or poster board. Cut the pieces out & trace each piece on another piece of paper, or poster board. Add a 1/4" seam allowance around each template piece. Label & cut each template piece *(including the 1/4" seam allowance)*.



WALLS OF JERICHO - BLOCK INSTRUCTIONS:

Step 1: Sew the small triangle to the central strip for each square.



Step 2: Sew the large triangle to the other side of the central strip to finish each section.




Step 3: Sew the small triangle to the central strip for completed section.



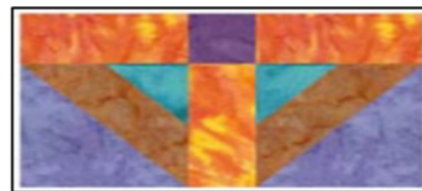
Step 4: Sew another completed section to the opposite side of the sashing.



Step 5: Sew a 12½" length of sashing to each side of the small central square.



Step 6: Attach center sashing & top section.



Step 7: Attach center sashing & bottom section. Press.

!!! FINISHED !!!



NATIONAL FRIENDSHIP DAY -First Sunday of August



Happy Quilting!

