

2021

January

Volume 22 Issue 5

Quilting Times

Join us!!

Tar River Piecemakers Quilting Guild
Meets at 9:30 the second Saturday of every month at
the Arts Centre at the Imperial Centre for Arts &
Sciences 270 Gay Street, Rocky Mount, NC. 27804

From The Leadership Team!

🎉🥳HAPPY NEW YEAR🥳🎉

I'm writing this letter before Christmas. It's hard to think about New Years. I hope and pray everyone had a very blessed merry Christmas. We had a very nice Christmas zoom meeting. Betsy recovering from the corona virus, finished up the mystery quilt. I hope she knows how much we appreciate her for this wonderful quilt. There were several lovely quilts made by some lovely ladies. Please go over to Facebook and see them. I hope everyone has received their Christmas package. There's several ladies I would like to thank, Jennie for getting By Annies to donate all the wonderful patterns, Pat for putting packets together, Jinx for the labels and Ramona for heading to the post office. I would also like to think all you ladies that volunteered to help. Now we are ready to start 2021. Last year we met 2 months. It's been a crazy time but I think we can see the light at the end of the tunnel. I feel we probably have a few more hard months ahead but the vaccine can give us the encouragement we need to pull through. We've had a lot of loss in our group this year. I pray and hope each and everyone of us have been able to find our own way of coping, your own way of being able to find the blessings in your life. I'm praying 2021 will bring us some normalcy and happiness. Let's start the new year right. Give yourself a day of free quilting. The January zoom meeting will be a free sew. We'll start our meeting at 10:00 and show what we're sewing on, and then at 1:00 to show progress and last time at 4:00 to show what you accomplished. Our sewing machines will be our therapist to get a great start on 2021. I hope everyone will join in and give yourself a day for yourself. Maybe get a start on those WIP's, UFO's, and PhD's or start a brand new project. Following will be a survey about all those unfinished projects. If you can't make it to the free sew, please go onto Facebook and let us know. Let's get started on a new year and hope to see everyone soon.

Vickie

SURVEY SAYS: WIP,UFO,and PHD

1. How many do you have?
2. How old is the oldest one you have?
3. How close to being finished is your closest to being finished?
4. Not related to unfinished work, how many quilts could you make with you fabric stash?
5. Here are some fun acronyms, let's discuss:

FART—we all need one, fabric accumulation road trip.

FOB—fear of binding

HSY—haven't started yet

PIGS—projects in grocery sacks

SABLE—stash accumulation beyond life expectancy

Join us all day on January 8th to make sure it's not a BDNQ, bad day not quilting.

Our Next Meeting
Saturday,
January 9, 2021
ZOOM MEETING

Yahoo has closed 'Yahoo Groups'. Please consider joining the TRPQG Facebook Group, it is a private group where only TRPQG members can see the posts. When you set up your Facebook account you can set your privacy settings making your account as private as you are comfortable.



Tar River Piecemakers Quilting Guild Meeting Minutes 12-12-2020

Martha Cianos called the TRPQG meeting on ZOOM to order at 10:05 am and welcomed everyone. There were 15 members present. Martha wished everyone a Merry Christmas!

Everyone expressed their thanks for the Christmas packages that were sent out to the membership.

A motion was made to accept the November Meeting Minutes by Martha Blount and seconded by Sarah Wade. The motion was passed by the membership.

Committee Reports:

Charity Outreach: Jinx Abernathy. No report this month.

Library: Martha Blount/Maryann Rettino – They are still doing book reviews for the newsletter.

Webpage: - Frankie Powell – Pictures of the Mystery Quilts have been posted.

Newsletter/Facebook: Jennie Wright – Jennie posted an email about videos available on-line for the patterns in the Christmas package that was sent out to the members.

Sunshine and Shadows: Ramona Orzell – Emily Vinson fell and hit her head; she is recovering. Several members are recovering from Covid-19.

Membership: Jinx Abernathy/Amanda Jackson - A current membership list has been sent out.

Bee Keeper: Pam Smith – The newsletter has a listing of current Queen Bees.

Hospitality: Hospitality is not needed for ZOOM meetings.

Old Business: Sarah Wade brought up the subject of the mystery bag fabric exchange last January. Several members have their projects ready to give to member who owns the fabric. The list will be checked to identify members so that they can receive their completed projects.

New Business:

Meetings: It is nice to have the opportunity to meet on ZOOM. Vickie Wallace planned a “commit to sewing” day for the January meeting. There will be a small business meeting and then it will become a “free sew” in your own sewing place. Members will check in at 10 am to show what project they will be working on. Check in at 1 pm with an update. Last check-in will be at 4 pm to show what you have done.

Program:

Betsy Freeman drew names for 3 winners of the Mystery Quilt challenge. They are Pam Smith, Martha Blount and Paula Loges.

Everybody talked about their planned Christmas celebrations.

We played a Christmas game.

The winners are Sarah Wade, Vickie Wallace and Rosalyn Ryers.

We had Sew & Tell.

Next meeting will be January 9, 2021.

Meeting adjourned at 11:32 am.

Respectfully submitted,

Jean Doyle, Secretary

JANUARY GUILD MEETING - Via Zoom

Come get together and zoom with us!

Saturday, JANUARY 9, 2021 at 10:00 a.m.

Go to zoom.us and “Join a meeting.”

The zoom ID# is 252-908-2251

Don't know how to zoom? Call Paula Loges at 252-908-2251 and she'll teach you how. It's very easy, safe and lots of fun to connect with our quilting sisters this way!



Loving Stitches
Quilt Shop

We Service All Brands of Machines
Beginner to Advanced Sewing, Quilting and Embroidery Classes

Over 7,000 Bolts of 100% Cotton Fabrics
One of the Largest Quilt Stores on the East Coast
Mon-Sat 9 am - 5 pm


made to create **BERNINA**

910.630.3912
7076 Ramsey Street, Fayetteville, NC 28311 • www.lovingstitches.net



<http://paperpiecedquilting.com/>

Paper Pieced Quilting Paper piecing and non-paper piecing products, English paper piecing patterns and supplies, books and manuals, fabrics, hand-embroidery products, seasonal & holiday, threads, rulers, quilt embellishments, & greeting cards



Sunshine & Shadow



Betsey Freeman – Sympathy card.

*We don't want you to go through it alone!
If you have anyone you want Remembered,
please email: Ramona Orzell at orzellrjo@suddenlink.net*

COMMUNITY OUTREACH REPORT

Please continue your sewing for charity. Hopefully when we are able to meet again we will have lots of items to donate. Don't forget to keep track of your chairity hours.



BEES

Please keep in touch with your Queen Bee. Some of you are Skyping and conferencing your meetings to stay in touch during these trying times. Please keep Safe and Healthy. Pam


Busy Bees	Meetings are held at the Art's Centre on the 2nd Tuesday @ 10 am Queen Bee is Sarah Wade
Cutting Corners	Meetings are held at Braswell Library on the 3rd Friday @ 10 am Queen Bee is Ramona Orzell. Bee Membership is Full.
Happy Hoopers	Meeting are held on 3rd Saturday at the home of Pam Smith @ 10 am. Queen Bee is Pam Smith. Bee Membership is Full.
Rachel's Remnant	Meetings are held 6 pm on the 1st Thursday at various restaurants Queen Bee is Martha Cianos
Open Sewing	Open Sew Format @ Imperial Art Center on the 4th Saturday @ 10:15 - ? Please contact Pam Smith

Book Report for January 2021

This month I am reviewing "Floral Bouquet Quilts" by Sharon Evan Yenter. This is a lovely book of patterns using floral fabrics. It took me a while to review the book because I thought it was old fashioned. Maybe I'm getting old fashioned too. It features all kinds of florals; chintz, toile, stripes, rose, paisley and more. The chapter includes a good analysis of the color wheel and it's uses. I found this very helpful. Her instructions are very clear. She has included advice on decorating with the quilts.

There is a pattern called Gingersnap Nine Patch. This is a simple pattern but very attractive. Then there's Trippy Floral. This quilt I have made. It is lovely. I did make some changes but they did not make a big difference. I also made "Oceans of Flowers". Another lovely quilt. I would recommend this book to anyone. (I did find it hard to find the floral I liked. Not every quilt shop carries them.). There's always ordering on line. I will put this book in the library when I can get in.

Your Librarians,
Maryann Rettino
Martha Blount



TRPQG Christmas Packets

I want to let everyone know that the ByAnnie patterns you received in the packet all have free add on videos that you are able to watch for free on the Byannie.com website. You will find them under the Add-On Videos tab They also have several free videos regarding Zippers are Easy on their website that you will find under the Tutorial tab.

I have made several of these patterns as well as many other ByAnnie patterns so if you run into any issues please let me know and I will try to help you.

Jennie Wright



SAVE THE DATES

TRPQG MEETINGS

JANUARY 9th Meeting - ZOOM MEETING

FEBRUARY 13TH Meeting - ZOOM MEETING

Deadline for newsletter submissions is the 25th of each month

EVENTS YOU MIGHT ENJOY

Quilting and Fiber Art Marketplace 2021 -

January 15th & 16th - Sanford, NC. Canceled

Original Sewing & Quilt Expo - Date Change

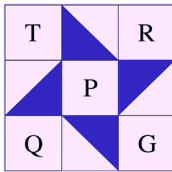
August 5, 6, & 7 - 2021

Raleigh Convention Center

Mid Atlantic Quilt Festival - ONLINE 2021 -

February 24 -27 www.onlinequiltfest.com

Tar River Piecemakers
Quilting Guild



P.O. Box 7041 Rocky Mount NC 27804



TRPQG Official Charities

Patriotic quilts: Any size

Quilts for Christian Adoption Agency: any size

Please include a sample square from the quilt pattern which is given to the birth mother.

Isolette covers for Vidant Hospital: should be no larger than 36" x 36"

Quilts for Nash Hospital Nursery: They accept any size quilts they use to send the babies home. We will accept smaller blankets that are knitted or crocheted. We can always find someone who has a need.

Additional charities our TRPQG members support.

Oncology Department Quilts: can always use lap size quilts & Mug rugs for them.

Bereavement wraps: 12" x 12" or 15" x 15" (use pattern)

Mother's Hearts: (ask for pattern) used for preemies in neonatal departments.

Preemie Beanies: (knitted) ask for pattern or Google them

Comfort Bags: For Police department bags

A Big TRPQG Thank You

- * Harvey Sopher for mailing the newsletters
- * Everyone who is home sewing for charity
- * The Queen Bees who are helping their members stay connected.
- * The Leadership Team for doing what is necessary to help keep us safe.
- * For your understanding and patience while we find new ways to stay connected.
- * Betsy Freeman for presenting us with a Mystery Quilt 2020 - Covid Christmas
- * Paula Loges for all her help with ZOOM
- * Pat Riemenschneider, Jinx Abernathy, Ramona Orzell & Vickie Wallace for putting the Christmas packets together, labeling and mailing
- * ByAnnie.com for their generous donation of patterns
- * Loving stitches for their generous donation.

HAPPY NEW YEAR



QUILTOLOGY – JANUARY 2021

“Happy Trails To You”

Recently, my daughter and a few of her friends met in western North Carolina for a “*Week Away*”. On one of their excursions, they happened upon a site my daughter had become familiar with – a quilt block - in a not so familiar place! Over the years, my daughter (*guilty by association*) has become acquainted with quilt blocks, quilts, quilt names, all things quilting really, almost to the point of complacency. On this eye-opening trip she became so excited at seeing her first “*Barn Quilt*” she called me, secure in the knowledge that she had just discovered a prehistoric quilt drawing!

How many of you have ever seen a Barn Quilt, or driven a Barn Quilt Trail, or know what a Barn Quilt Trail is? A “*Quilt Trail*” is a series of painted wood or metal quilt blocks, freestanding or hung from a building. The blocks are hung along a route emphasizing significant architecture or aesthetic landscapes. Barn quilts connect the history, culture and fabric of communities. Currently North America has 46 quilt trails: 43 in the United States and three in Canada.

North Carolina has nine Barn Quilt trails in many counties, some formally organized and mapped and others in the development stage at a local level, including in Western Rowan County. As of July 8, 2019 Mount Ulla, NC installed the largest community barn quilt in the United States. It resides on the wall of a local store, the West Rowan Farm, Home & Garden. The Mount Ulla Community Barn Quilt measures 500 square feet, 25 square feet larger than the previous title holder, a community Barn Quilt in Ashland, Kansas.




The concept of barn quilts originated with Donna Sue Groves and her wish to honor her mother, Maxine, and her Appalachian heritage by having a painted quilt hung on her barn in Adams County, Ohio, in 2001. After several years, her work with the Ohio Arts Council and other community organizations inspired Donna Sue to alter her plan. Rather than creating a personal tribute, a "sampler" of twenty quilt squares was created along a driving trail drawing visitors to travel through the countryside. And so it happened that the first quilt square on the American Quilt Trail does not hang at the Groves farm. An “*Ohio Star*” was painted by local artists and installed on a building at a greenhouse nearby, a location that allowed for a public celebration of the inauguration of the quilt trail. A “*Snail's Trail*” quilt square was later painted by an artist and mounted on the Groves’ barn.

Quilt trails are created by quilt guilds, civic groups, local arts councils, 4-H clubs, school groups, and other organizations. Most are a countywide effort, which allows for a distinct trail in a single area and creates local pride in the project. The project that started out as a tribute to a beloved mother, morphed into a series of 20 quilts that became a driving tour, drawing visitors to the area, increasing tourism and bringing local heritage to the forefront. This simple idea has spread to 48 states and to Canada, and the trail continues to grow. Now, over 7000 quilts are part of organized trails & dozens more are scattered through the countryside waiting to be discovered.

Quilt Trails of Western North Carolina has developed 10 itineraries for self-guided tours. Booklets detailing the tours are available at One-of-a-Kind Gallery in Micaville (oakartgallery.com), which serves as the home base for the organization. Now, more than 300 quilt squares make up the Quilt Trails of Western North Carolina, mostly in Yancey, Mitchell and Haywood counties and the surrounding areas.

Ashe County has developed six drivable trails to showcase its own quilt trail (ashecountyarts.org), many of which were created by Syndi and Renee Brooks. The pair teach barn quilt-making and sell barn quilt supplies at their West Jefferson studio, Two Quilt Girls (ilovebarnquilts.com).



Colorful barn quilts can be found throughout North Carolina and nationwide. Just a few resources:

Clay County: This quilt trail is an ongoing project with its beginning in downtown Hayesville, where the first barn quilt, the Triple Sunflower, was installed in 2017.

Franklin & Martin Counties: Quilt Trails of the Tar and Roanoke Rivers includes installations in Franklin, Martin and soon Pitt counties.

Person County: What began as an idea in 2015 now amounts to quilt blocks adorning barns, sheds and businesses across Person County.

Randolph County: This trail features dozens of quilt blocks — keep an eye out for bees, flowers and cows hidden in some. A “Trail Gallery” link lists installations on a map.

Yadkin County: Follow a map to spot 50 colorful quilts on barns and businesses throughout Yadkin County.

When planning a nationwide road trip, search by state and county to find barn quilts along your route.

Happy Quilting!

**My friend writes songs
about sewing machines.
He's a Singer songwriter.
Or sew it seams.**